



Activity Pack



Over the summer we would love for you to create a scrapbook filled with all the exciting adventures you went on and what you got up to.

This will help us get to know you better and find out what it is you like!

In your pack we have included a scrapbook for you to fill in however you wish. Maybe you will use photographs or drawings of your own. You can include pictures of you with your family, friends and pets. You can include whatever you like!

In the pages that follow there are some activities we would like you to complete, but also some fun suggestions of things you could do during your Summer.













All of these activities should be included in your scrapbook, which you can bring back on your first day of school.

We can't wait to see what you have been up to!

Literacy Activities

When you start school we will have our Phonics lessons, where you will learn lots of new sounds to put together to make words. Have a look on the school website at the video of Miss Glover showing you the first 6 sounds we will learn.

Could you practise having a go at saying the sounds too? Once you have said them you could get an adult to help you write them in your scrapbook, along with writing your name.

Grapheme and mnemonic	Picture card	Pronunciation phrase	Formation phrase
 	 <p>snake</p>	Show your teeth and and let the s hiss out ssssss ssssss	Under the snake's chin, slide down and round its tail.
 	 <p>astronaut</p>	Open your mouth wide and make the a sound at the back of your mouth a a a	Around the astronaut's helmet and down into space.
 	 <p>tiger</p>	Open your lips; put the tip of your tongue behind your teeth and press t t t	From the tiger's nose to its tail, then follow the stripe across the tiger.
 	 <p>penguin</p>	Bring your lips together, push them open and say p p p	Down the penguin's back, up and around its head.
 	 <p>iguana</p>	Pull your lips back and make the i sound at the back of your mouth i i i	Down the iguana's body, then draw a dot [on the leaf] at the top.
 	 <p>net</p>	Open your lips a bit, put your tongue behind your teeth and make the nnnnn sound nnnnn	Down the stick, up and over the net.

Here are the first 6 sounds we will learn.

Can you cut them out and build some words with them, such as 'sit' or 'tap'.

s

a


t

p


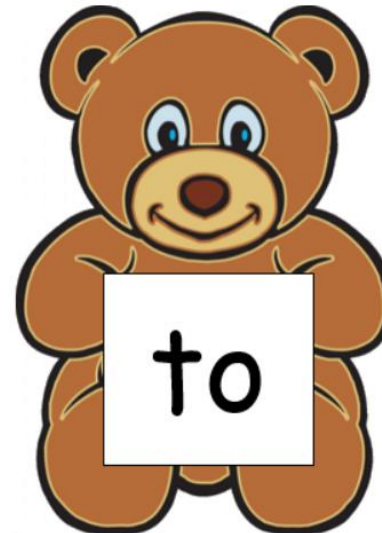
i

n

Here are some other sounds that we will learn, which you might want to have a go at writing too!



Here are some of our tricky words which we will learn to read.
These words are called tricky words because you can't sound them out. We have to know them from sight.



You can cut these out and play games with them to help you learn the words.

At school we will also sing lots of nursery rhymes. Below is a list that you could practise singing with an adult at home.

- Once I caught a fish alive!
- Humpty Dumpty
- Dingle Dangle Scarecrow
- Five currant buns
- The Grand Old Duke of York
- Row your boat
- 10 little monkeys jumping on the bed
- Old McDonald had a farm
- Incy Wincy Spider

You might know some different rhymes to sing. You could draw your favourite nursery rhyme characters in your scrapbook too.




Maths Activities

Maths is all around us and is used every day!
Below are some fun activities to help you with your counting,
number recognition, shapes and more.



Can you make your own
hopscotch using chalks?
Have a go at playing, saying
each number as you jump!

Can you point to different
numbers you see? Look on
doors and numberplates.
Could you practise writing
them in your scrapbook?



Can you spot different shapes
around your home? Maybe a
circle-shaped clock or a
rectangle shaped door?
Draw some in your scrapbook.

Have a look at some coins.
Can you spot any numbers
on them? Can you sort them
into different colours?



Bucket List Activities

It is important that you have lots of fun this Summer and that you get to explore, move, make and discover! Below is a list of some exciting activities you could do, that could be drawn or photographed to go into your scrapbook.

Make and bake!

You could bake cakes, blend smoothies or even make your own playdough.



Move lots!

Maybe you could go on a bike ride, try yoga or climb a tree.

Spend time outdoors!

You could go on a nature walk or a bug hunt. Maybe you could bird watch in your garden or help with some gardening.



Spend time indoors!

You could build a den or construct with Lego. You could get snuggly and warm and read stories with your family.

Be expressive!

Dance, paint, sing, draw, make music and role play your favourite characters and stories.



Become inventors and explorers!

You could create your own obstacles and maps. Or you could experiment with some science.

We hope this has given you lots of lovely ideas for your Summer. Of course the main things to do this Summer are to stay safe and spend time with loved ones.

Your new teachers at Eastfield Primary are so excited to have you join us fully in August, where we will continue all the fun!

On the next few pages are some skills that will help you become independent at school and a reading list of stories you might want to get to know.

See you soon!

What can you do?

Now that you are big enough to come to school, I know that you are big enough to do most things for yourself.



Please put a smiley face beside these pictures if you can do them on your own.

I can dress myself		
I can fasten my shoes		
I can do up my coat		
I can go to the toilet by myself		
I can wash my hands		
I can use a knife and fork		

If you cannot do some of these things I know that your parents will help you learn them over the summer holidays.


Book List

Miss Glover's favourite book is We're All Wonders.



Mrs Ibrahim's favourite book is The Proudest Blue

Mrs Parker's favourite story is The Monkey with the Bright Blue Bottom.



Here are your teachers favourite story books, which they may read to you in class. Here are some other stories which you might want to get to know before joining school:

- The Colour Monster by Anna Llenas
- We are Family by Ryan Wheatcroft
- Happy in Our Skin by Fran Manushkin
- Ruby's Worry by Tom Percival
- The Bad Seed by Jory John

These books are just suggestions and any stories read at home will help with your learning. If you would like a list of books we will look at each term, please ask your teacher and we can arrange this for you.

